



2019

2019-051

2019 08







..... 1

..... 5

..... 8

..... 13

..... 33

..... 48

..... 52

..... 53

..... 54

..... 55

..... 183





3

2018

	573,089,006.82	298,932,107.81	298,932,107.81	91.71%



2

	161,100.00	
	1,186,292.23	
	25,446.18	
	205,925.76	
	1,166,912.65	--

1 --

1 --

1 --





EPC

EPC

EPC

1

	29.59%
	100%
	36.19%
	150.23%
	62.35%
	268.36%
	126.87%
	EPC
	37.84%
	100%

2

--	--	--	--	--	--	--	--	--



1.

" " " " "

" " " " "

2019 5

" - - - "

2.

2019

SPT 2019

DB35/T 1829-2019 2019 4 18

2019 7 18

VR

2019

3.

BOP 2019

" "

" "

4.

451 67% 310 2019 6 30 46%



141

4

182



2019	GDP	6.3%					
5.0%		4074				"	"
		"	"				
		57,308.90			91.71%		
	11,073.48		2.86%	EPC	45,826.71		
149.95%	4,816.57		5.57%			4,217.80	
	10.26%				4,101.10		
22.98%							
1.							
					9,952.52	133.4%	
6,094.46							
			"	"	2016-2020		
	2015-2020					3,600	
1,700.02		27.99%					
2019					11,073.48		2.86%
~	~	1000kV				ABC	
						863.58	
2.	EPC						



	"	"		
49MW	EPC		ECOPARK ENERGY OF VALENZUELA	
CORP.20.69MW			EPC	3.33
	58.02%	593.75%		
2019		4.58	149.95%	



" - - - "

2.



	110,734,788.36	53,625,436.32	51.57%	-2.86%	6.90%	-4.43%
EPC	458,267,082.72	404,719,353.45	11.68%	149.95%	162.38%	-4.19%
	572,372,562.14	460,799,906.70	19.49%	92.50%	125.43%	-11.76%
	223,172,963.77	159,292,098.14	28.62%	1.21%	9.66%	-5.51%
	17,404,525.47	9,241,402.46	46.90%	47.95%	21.52%	11.55%
	332,511,517.58	292,514,826.94	12.03%	398.82%	454.04%	-8.77%

			1	
	225,180.14	0.47%	-96	2





	26,493,205.0 0	1.49%	10,947,481.0 4	0.85%	0.64%	



1.	120,000,000. 00				160,300,000. 00	160,000,000. 00	120,300,000. 00
4	9,300,000.00						9,300,000.00
	129,300,000. 00				160,300,000. 00	160,000,000. 00	129,600,000. 00
	5,000,000.00						5,000,000.00
	134,300,000. 00				160,300,000. 00	160,000,000. 00	134,600,000. 00
	0.00						0.00

3

2019 6 30

65044754.19

	54,704,425.29	28,710,351.81
	10,340,328.90	11,180,573.20
	65,044,754.19	39,890,925.01

1

	16,564,000.00	14,476,800.00
		14.42%



2

3

4

--	--	--	--	--	--	--	--	--

300,000.
00



2017


1780

A	35,020,000.00	11.82	2017	10	25	
A	35,020,000.00		413,936,400.00			27,769,984.91
	386,166,415.09		2017	10	25	
	591903324810303					605107102
	117130100100255416					12,076,415.09
	374,090,000.00					

2019



3		6,985	3,202. 17		782.25	24.43 %					
---	--	-------	--------------	--	--------	------------	--	--	--	--	--



					2019				
2021						2021	10	25	
	2019	8	22						2019
3.	-				-				
					"				" "
	-		"		2021	10	25		2019 8 22
									2019
4.									



1.



2019 8 22

2019

3

		(1)	(2)	(3)=(2)/(1))	
--	--	-----	-----	------------------	--





2019 1-9

EPC





1

2019		56.91%	2019 01 18	2019 01 18	2019 2019-010
2018		64.71%	2019 05 16	2019 05 16	2018 2019-035

2

#

#



"

"

()			()	()	()		
	500			2018 2 7		2019 01 09	2019-0 07







1

	2018 05 10	10,000	2018 07 04	707.4		6		
			2019 02 25	1,630.1		6		
			2018 08 23	0.91		6		
			2018 08 23	69.22		6		
			2018 09 03	85.95		6		
			2018 09 28	36.64		6		
			2018 09 28	34.85		6		
	2018 05 10	5,000	2018 10 10	16.38		6		
			2018 10 15					



2018	11		
20		4.76	6



			2019 04 10	3.15		6		
			2019 04 10	3.1		6		
			2019 04 10	3.61		6		
			2019 05 07	15.96		6		
			2019 05 07	7.01		6		
			2019 05 07	18.75		6		
			2019 05 07	2.35		6		



50.02		6		
134.84		6		
62.12		6		
40		6		
83.49		6		
411.92		9		
817.64		6		
223.9		6		
15.72		6		
931.88		9		
24.57		6		
220.71		6		
69.3		6		

2018
10 13 7,100 30



			2019 04 25	9.73		6		
			2019 04 25	35		6		
			2019 04					

2019



			2019 05 16	57.99		6		
--	--	--	---------------	-------	--	---	--	--

2019
04 23



			2019 06 24	15.96		6		
	2018 07 18	3,000		0		0		
B1			5,000	B2				



--	--	--	--	--	--	--	--	--	--	--	--	--	--	--

49M

W



1

10

	79,695,966	56.89%			23,908,790		23,908,790	103,604,756	56.89%
3	79,695,966	56.89%			23,908,790		23,908,790	103,604,756	56.89%
	79,695,966	56.89%			23,908,790		23,908,790	103,604,756	56.89%
	60,384,034	43.11%			18,115,210		18,115,210	78,499,244	43.11%
1	60,384,034	43.11%			18,115,210		18,115,210	78,499,244	43.11%
	140,080,000	100.00%			42,024,000		42,024,000	182,104,000	100.00%



	2018			10	3
140,080,000	182,104,000	2018	0.5249 /	0.5249 /	
6.6385 /	2019	0.2316 /	0.2316 /	5.2612 /	

2

	41,995,950	0	12,598,785	54,594,735		2020 10 31

34,216,716



		29.98%	54,594,735	12,598,785	54,594,735	0			4,875,000
		24.43%	44,481,731	10,265,015	44,481,731	0			2,665,000
-		3.89%	7,075,044	275,010	0	7,075,044			

3.62% 6,588,270 -1







2018

2018



**1**

2019 06 30

	2019 6 30	2018 12 31
	210,007,569.59	329,091,525.27



	625,470,879.25	
	937,136.90	120,623,336.12
	1,473,968,291.23	1,128,677,240.08



	218,283,345.02	151,395,283.57
	248,464,248.64	180,271,013.24
	9,747,560.72	9,021,554.14

2019



	1,121,274.94	724,294.34
	1,121,274.94	724,294.34
	815,659,303.57	490,676,868.69



	7,328,775.56	4,629,214.85
	96,630,337.05	62,597,334.62
	485,534,498.08	263,148,590.05
	99,219.46	120,058,487.80



	267,616,297.75	75,000,000.00
	96,587,933.44	166,949,872.09
	319,652,786.77	235,



	182,104,000.00	140,080,000.00



2019



	9,666,129.80	8,205,382.95
	2,950,601.93	31 0 19.44 r



1.



	-945,259.46	
	0.2316	0.2101
	0.2316	0.2101

4

	2019	2018
	457,109,707.59	246,914,643.74
	358,499,073.70	162,963,172.07
	1,260,118.98	1,364,935.91
	9,090,829.54	8,558,999.82
	25,111,070.34	22,812,026.22
	9,666,129.80	8,205,382.95
	2,550,063.09	2,851,791.41
		254,061.75
" "	225,180.14	4,819,551.89
	-961,112.08	-605,180.99
" _"		
" "		
" "		
" _"	-6,036,055.32	
" _"		-4,175,159.34



" _ "		
-------	--	--



6.		
7.		
8.		
9.		
	39,177,683.28	34,682,523.42





	208,324,240.94	131,522,445.18
	353,791,597.87	125,579,071.75
	59,516,879.64	52,671,022.88
	34,321,110.47	23,918,310.09



	75,000,000.00	109,410,000.00
	16,632,308.30	16,718,976.90
	91,632,308.30	126,128,976.90
	175,983,989.45	-11,128,976.90
	572,521.94	-17,793.87
	-133,331,799.73	-60,865,967.66
	257,550,336.81	172,983,519.63
	124,218,537.08	112,117,551.97

7

	2019		



	,08 0,0 00. 00				922, 843. 17			95,4 62.3 7		925, 444. 12		923, 749. 66		923, 749. 66
" "	42, 024 ,00 0.0 0				-42, 024, 000. 00					28,1 69,9 50.9 4		28,1 69,9 50.9 4	3,51 1,78 1.50	31,6 81,7 32.4 4
										42,1 77,9 50.9 4		42,1 77,9 50.9 4	-945 ,259. 46	41,2 32,6 91.4 8
													5,04 1,61 0.00	5,04 1,61 0.00

1



														04	04
	42,				-42,										
	024				024,										
	,00				000.										
	0.0				00										
	0														
1	42,				-42,										
	024				024,										
	,00				000.										
	0.0				00										
	0														



70,3
8,41
6.27

	140						
	.08	506,	19,0	204,	870,	870,3	
	0,0	922,	26,0	369,	398,	98,41	
	00.	843.	71.8	501.	416.	6.27	
	00	17	2	28	27		



4																		



	140				506,				19,0		228,		894,		894,6
	,08				922,				26,0		613,		642,		42,73
	0,0				843.				71.8		823.		738.		8.10
	00.				17				2		11		10		
	00														

8

	2019					
	140,0		506,92		25,995	204,
	80,00		2,843.		,462.3	811,7
	0.00		17		7	71.9
						4
						877,810,



2												
3												
4												
										-14,0 08,0 00.0 0		-14,008, 000.00
1												
2										-14,0 08,0 00.0 0		-14,008, 000.00
3												



2





”

15 — “

2

12

1

2

1 1 12 31

3

12

4

5

o





3

4

7

8

9

10

1

2019 18 9 18



1

2

3

2019 1 1

2

2019 1 1

1





2

4

5



11

12

1.

500 500
100 100

2.



13

14

15

1.

2.

3.

4.



16

17

18

19

20

21

22

1.

1

2

2.

1

2



26

27

28

29

30

1.

1

2

2.

	50	
	5	
	5	

31





3

4

35

36

37

38

39



B

1

2

2.

1

2

C

1

2

40

1.

2.





2

1

2

43

44

1

		"	"
		"	" " "
1	"	"	525 492.88 "
"	" " "	"	210,000.00 "
"	" " "	"	476,970,535.78 "
"	" " "	"	390,892,460.73
"	" " "	"	"
"	" " "	"	" " "
"	" " "	"	278,283,345.02 "
"	" " "	"	151,395,283.57
"	" " "	"	248,464,248.64
"	" " "	"	"
"	" " "	"	180,271,013.24 "
"	" " "	"	"
"	" " "	"	9,300,000.00
"	" " "	"	5,000,000 14,300,000.00
"	" " "	"	"
"	" " "	"	120,000,000 "
"	" " "	"	" 120,000,000



2

3

	2018 12 31	2019 01 01	
	329,091,525.27	329,091,525.27	



	14,300,000.00		-14,300,000.00
	21,386,140.47	21,386,140.47	
		9,300,000.00	9,300,000.00
		5,000,000.00	5,000,000.00
	6,004,645.67	6,004,645.67	
	228,362,775.40	228,362,775.40	
	617,047.66	617,047.66	



9,021,554.14



	140,080,000.00	140,080,000.00	
	506,922,843.17	506,922,843.17	
	25,995,462.37	25,995,462.37	
	256,925,444.12	256,925,444.12	
	929,923,749.66		

2019





	166,949,872.09	166,949,872.09	
	235,450,756.45	235,450,756.45	
	8,741,484.76	8,741,484.76	
	8,054,227.07	8,054,227.07	
	13,208,363.76	13,208,363.76	
	31,032,844.74	31,032,844.74	
	107,786.81	107,786.81	
	538,437,548.87	538,437,548.87	



	506,922,843.17	506,922,843.17	
	25,995,462.37	25,995,462.37	
	204,811,771.94	204,811,771.94	



	25%
YONGFU ONE SINGAPORE NEW ENERGY DEVELOPMENT COMPANY PTE.LTD.	10%
YONGFU THREE SINGAPORE NEW ENERGY DEVELOPMENT COMPANY PTE.LTD.	10%

2

2017 10 23

GR201735000170

3

2017 2019

15%

3

1

	885,012.29	
	144,077,803.11	289,200,600.26
	65,044,754.19	39,890,925.01
	210,007,569.59	329,091,525.27
	21,334,004.24	

	54,704,425.29	28,710,351.81
	10,340,328.90	11,180,573.20
	65,044,754.19	39,890,925.01

2

	120,300,000.00	120,000,000.00



	120,300,000.00	120,000,000.00

3

--	--	--

4

1

	525,492.88	210,000.00
	525,492.88	210,000.00

--	--	--	--	--	--	--	--	--	--	--





5

1



1	1	393,967,760.59
1	1	393,967,760.59
1	2	105,443,759.79
2	3	9,732,654.06
3		





	8,079,978.95	--	4,977,014.97	--
--	--------------	----	--------------	----

1

2

	1,300,000.00	16.09
	1,245,454.55	15.41
	1,019,105.00	12.61
	816,000.00	10.10
CONG TY TNHH PCCC GIA THIINH	676,074.11	8.37
	5,056,633.66	62.58

8

	26,493,205.00	7,192,211.39
	26,493,205.00	7,192,211.39

1

1

--	--	--

2

--	--	--	--	--

3

2

1

()		
-----	--	--



2

1

()				
---	---	--	--	--	--



1	2	2,043,220.52
2	3	644,733.98
3		135,063.65
3	4	11,778.65
4	5	49,893.00
5		73,392.00
		28,278,393.29

3



		800,000.00	1	2.83%	40,000.00
		753,767.68	1	2.67%	42,979.48
	--	16,849,255.62	--	59.59%	877,753.88

6

--	--	--	--	--	--

7

8

9

1

--	--



3

4

	906,373,841.43
	146,879,646.12
	527,236,218.53
	526,017,269.02

10

--	--	--

			/	
--	--	--	---	--

11

--	--	--	--	--	--

12



--	--	--

/

13

--	--	--



15



2

3

17

	((
))	



--	--	--	--	--	--	--

19

	5,000,000.00	5,000,000.00
	5,000,000.00	5,000,000.00

20

1

1.	6,954,348.95			6,954,348.95
2.	2,361,854.36			2,361,854.36
1				
2 \				
\				
3				
3.				
1				
2				
4.	9,316,203.31			9,316,203.31



1.	949,703.28			949,703.28
2.	89,532.91			89,532.91
1	89,532.91			89,532.91
3.				
1				
2				



	225,673,090.76	228,362,775.40
	225,673,090.76	228,362,775.40

1

--	--	--	--



3.							
1							
4.	37,134,904.9 9	4,049,311.65	8,141,838.40	19,748,285.3 5	10,774,307.4 3	660,135.48	80,508,783.3 0



3

--	--	--	--	--

4

--	--



--	--	--	--	--	--	--	--	--	--	--	--	--	--

3

--	--	--

4



26

1

1.	9,962,188.45			23,411,303.26	4,475,310.45	37,848,802.16
2.				946,774.92	1,007,524.13	1,954,299.05
1				946,774.92	825,788.61	1,772,563.53
2						
3					181,735.52	181,735.52



4.						



28

1

		405,039.01			405,039.01
		405,039.01			405,039.01

2

--	--	--	--	--

29

--	--	--	--	--	--

30

/

1

	44,307,892.51	7,102,969.08	37,249,238.99	6,135,280.09
	44,307,892.51	7,102,969.08	37,249,238.99	6,135,280.09



2

	2,954,586.30	1,121,274.94	4,828,628.90	724,294.34
	2,954,586.30	1,121,274.94	4,828,628.90	724,294.34

3

		7,102,969.08		6,135,280.09
		1,121,274.94		724,294.34

4

--	--	--

5

--	--	--

31

--	--	--

32

1





1	216,756,008.46	146,811,856.79
1	31,708,240.18	33,459,156.45
	248,464,248.64	180,271,013.24

2 1

	7,065,605.00	
	4,368,461.00	
	3,423,202.97	
	3,325,616.52	
	3,947,000.00	
	22,129,885.49	--

37

1

1	5,857,441.45	5,030,074.42
1	3,890,119.27	3,991,479.72
	9,747,560.72	9,021,554.14

2 1

	708,679.25	
	441,509.43	
	386,037.74	
	330,188.68	



	197,830.19	
	2,064,245.29	--

3

--	--

38

--	--	--

--	--	--

39

1

	8,635,145.37	71,994,480.36	69,598,189.64	11,031,436.09
-		3,689,715.13	3,689,715.13	
	8,635,145.37	75,684,195.49	73,287,904.77	11,031,436.09

2

1	8,626,516.85	59,348,015.58	56,948,258.86	11,026,273.57
2		5,777,994.76	5,777,994.76	
3		2,347,405.64	2,347,405.64	
		2,057,987.16	2,057,987.16	



		118,049.03	118,049.03	
		171,369.45	171,369.45	
4	3,466.00	3,446,461.00	3,449,927.00	
5	5,162.52	744,319.98	744,319.98	5,162.52
8		330,283.40	330,283.40	
	8,635,145.37	71,994,480.36	69,598,189.64	11,031,436.09

3

1		3,584,173.57	3,584,173.57	
2		105,541.56	105,541.56	
		3,689,715.13	3,689,715.13	

40


		133,239.82	8,023,353.37
		328,332.69	5,228,881.74
		823,902.80	413,861.27



	405,372.34	107,786.81
	15,853,280.10	21,124,513.90
	16,258,652.44	21,232,300.71

1

--	--	--





46

1

--	--	--

2

3

4

47

--	--	--

48

--	--	--

1

--	--	--



2

--	--	--	--	--	--

49

1

--	--	--

2

--	--	--

--	--	--

--	--	--

50

--	--	--



								/
--	--	--	--	--	--	--	--	---

52

--	--	--



	256,925,444.12	204,369,501.28
	256,925,444.12	204,369,501.28
	42,177,950.94	73,533,333.39
		6,969,390.55
	14,008,000.00	14,008,000.00
	285,095,395.06	256,925,444.12

- 1)
- 2)
- 3)
- 4)
- 5)

61

	572,372,562.14	460,799,906.70	297,339,524.75	204,412,755.22
	716,444.68	248,420.84	1,592,583.06	1,245,154.88
	573,089,006.82			

2019



		%
	331,602,262.17	57.86





	-6,551,293.84	
	-6,551,293.84	



						90,000.00		

75

	5,000.00	100,000.00	5,000.00
	19.16		19.16
	2.42		2.42
	5,021.58	100,000.00	

76

1

	7,690,243.64	7,664,778.42
	-570,708.39	-204,601.87
	7,119,535.25	7,460,176.55

2

--	--



	48,352,226.73
/	7,249,185.44
	357,940.20
	-996,141.22
	-570,708.39
	1,004,438.12



	22,855,737.20	18,973,378.90
--	---------------	---------------

3

--	--	--

4

--	--	--

5

--	--	--

6

--	--	--

79

1

1	--	--
	41,232,691.48	38,252,321.83
	6,551,293.84	5,787,682.70
	5,928,572.16	5,368,555.03
	1,478,387.94	1,286,830.92
		110,330.42





--	--



85

1

1

	2019 02 22	5,248,706. 62	51.00%		2019 02 22		3,370,691. 06	-1,929,100. 93

2

--	2,500,000.00
--	2,544,000.00
	5,044,000.00
	4,638,960.99
/	405,039.01

3

	1,518,286.90	1,518,286.90
	9,364,993.35	9,364,993.35
	183,826.08	183,826.08



	181,735.52	181,735.52
	2,767,564.89	2,767,564.89
	313,430.30	313,430.30
	845,000.00	845,000.00
	2,961,064.52	2,961,064.52
	96,913.13	96,913.13
	356,959.42	356,959.42
	123,591.32	123,591.32
	850,306.70	850,306.70
	9,096,001.95	9,096,001.95
	9,096,001.95	9,096,001.95

4

5



3

3

4

5

2019	1	16			1000	1000
		100%				
2019	2	19				
		30	30		100%	
2019	5	21				
		1000				
2019	6	17				
		1000				

2019



ENERGY DEVELOPMENT COMPANY PTE.LTD						
YONGFU THREE SINGAPORE NEW ENERGY DEVELOPMENT COMPANY PTE.LTD				100.00%		

2

	49.00%	-945,259.46		3,511,781.50

3

	14,297,394.87	315,387.37	14,612,782.24	7,445,881.22	0.00	7,445,881.22						



--	--	--	--	--	--	--	--	--	--	--	--	--

	3,370,691.06	-1,929,076.35	-1,929,076.35	-297,196.58				

4

5

2

1

2

--	--

3

1

				48.00%		

20%

20%





--	--	--	--

7

8

4

				/

5

6

1.

" "

2.

1

100%





--	--	--





2

3





4

	15%
	30% 2016 11
	2018.8
	25%
	15%
	50%

5

1

/

--	--	--	--	--	--

/

		725,696.24	1,097,258.40
		283,018.87	

2

/

/

/

/	/	/	/	/	/	/
---	---	---	---	---	---	---

/

/

2019



--	--	--	--	--

196,028.00 2019 01 10 2019 07 10



	8,802,552.53	2019 01 30	2019 10 30	
	19,740.00	2019 01 31	2019 07 31	
	413,420.00	2019 01 31	2019 07 31	
	27,594.00	2019 01 31	2019 07 31	
	40,040.00	2019 01 31	2019 07 31	
	215,600.00	2019 01 31	2019 07 31	





350,000.00 2019 04 25

2019



	94,640.00	2019 05 31	2019 11 30	
	232,988.13	2019 05 31	2019 11 30	





	93,369.50	2019 06 05	2019 12 05	
	640,000.00	2018 04 09	2021 04 09	
	710,400.00	2018 05 17	2021 05 16	
	7,028,000.00	2018 11 06	2019 11 06	
	3,832,788.90	2018 11 06	2019 11 06	
	3,280,565.30	2019 03 25	2019 09 25	
	320,000.00	2017 11 21	2020 12 31	



8

6

1



7

8

1

2

3

4

5

1

2

1

1.

2019 6 30

59,645,830.52

24,591,883.72

" 5 4 "

2.

2016 6 30

7,000,000

2



3

1

--	--	--	--

2

3

4

1.

100%

2019 7 26

2.2019 7 3

100

3.2019 8 15

690

1

1

--	--	--	--

2

--	--	--



2

3

1

2

4

5

--	--	--	--	--	--	--

6

1

2

--	--



28.3262%

6.9191%

2019 7 10


2021 7 9

8

1

1

	477,00 7,922.8 7	100.00 %	35,816, 014.92	7.51%	441,19 1,907.9 5	370,22 5,089.7 8	100.00 %	30,250, 396.31	8.17%	339,974, 693.47





	477,007,922.87	35,816,014.92	--
--	----------------	---------------	----

--	--	--	--

1	1	364,204,169.07
1	1	364,204,169.07
1	2	91,572,044.62
2	3	8,649,135.74
3		12,582,573.44
3	4	10,278,090.97
4	5	352,332.53
5		1,952,149.94
		477,007,922.87

2

--	--	--	--

--	--	--

3

--	--



--	--	--	--	--	--

4

--	--	--



2

1

()



1	1	594,297.29
1	2	199,858.55
2	3	188,658.77
3		107,788.73
3	4	5,034.33
4	5	39,442.40
5		63,312.00
		1,090,603.34

3

--	--	--

4

--	--

--	--	--	--	--	--

5

		68,506,996.44	1	70.10%	

11,272,044.53



		1,305,821.92	1	1.34%	
	--	84,584,862.89	--	86.55%	75,000.00

6

--	--	--	--	--	--

7

8

3



		5,044,000.00				5,044,000.00	
YONGFU SINGAPORE NEW ENERGY DEVELOPM ENT COMPANY PTE. LTD		692,080.00				692,080.00	
	42,720,000.0 0	6,086,080.00				48,806,080.0 0	

2

	((
))

2019



	453,890,421.21	358	243,596,697.06	161,718,017.19
--	----------------	-----	----------------	----------------

5





2



2019