



**2019**

**2020-029**

**2020 04**



)

(

**182,104,000**

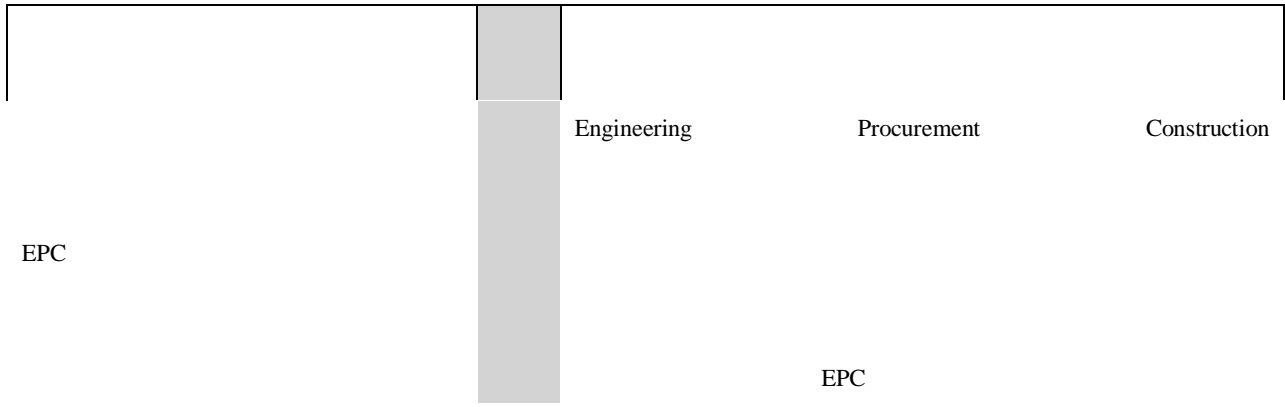


---

.....	6
.....	10
.....	19
.....	47
.....	88
.....	95
.....	95
.....	95
.....	96
.....	97



		2003





		2019 1 1 2019 12 31
		2018 1 1 2018 12 31
		<a href="http://www.cninfo.com.cn">http://www.cninfo.com.cn</a>
		( )



---

			300712	





	264,912,373.10	308,176,633.72	262,260,522.97	605,025,791.00
	19,790,734.09	22,387,216.85	8,575,171.82	22,388,929.56
	18,817,329.23	22,193,709.06	6,867,358.40	18,680,205.75
	-220,597,971.00	-88,549,769.67	-110,904,251.16	-188,299,790.05

1

2

	2019	2018	2017	
	9,455.70	8,114.54	2,335,488.91	
	2,346,364.55	1,313,501.75	441,611.52	
	39,061.96			
	2,810,518.21	9,240,155.95		



			1,257,825.00	
	74,022.40	-155,727.71	43,456.25	
	2,978,009.03			
	1,082,872.63	1,570,406.68	621,556.64	
	591,109.34			
	6,583,449.88	8,835,637.85	3,456,825.04	--

1 --

1 --

1 --



/ EPC

“ ”

智慧能源

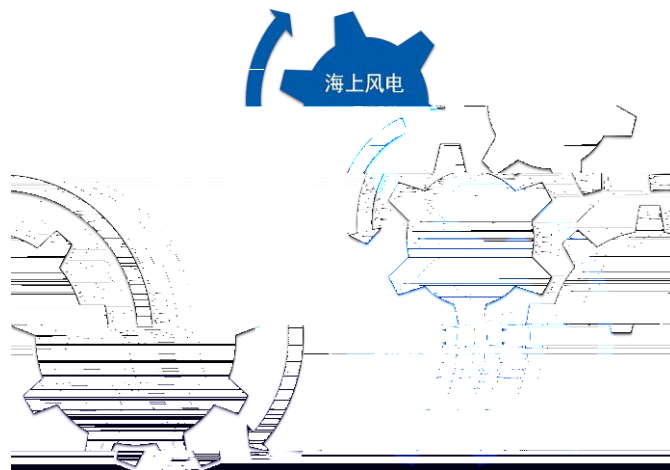


1



GE SIEMENS ANSALDO

Ramboll SPT



2

220V—± 1100kV

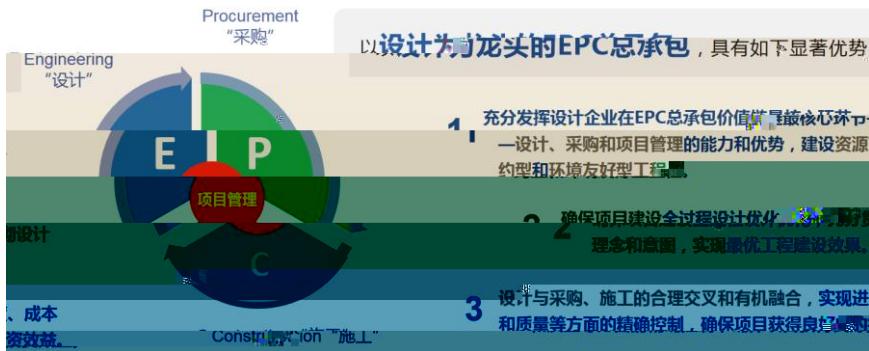


3

## 2. EPC

EPC

EPC  
FEPC DFEP



4

EPC

EPC

3.





3.


1

	18.32%
	0.62%
	75.21%
	113.48%
	98.49%



	100%
	104.37%
	100%

2





1.

“ ” “ ” “ ”



4.

5.

2019

SPT Ramboll

A C  
40m

8MW~10MW

4800MW  
600MW

40m

35

4

4

“2019

”

6.

±1100kV

3 6 9

1000kV ±800kV



20

30

EPC

175



2019



---

9,836.35

“ \_ \_ ”

“ \_ \_ ”



COTO

“ ”

EPC

“ ”

11

13

4

1

15

500kV

~

±

800kV

~

1000kV

6

/

4

5

“

”

5

1

“ ” “ ” “ ”

2

1

	2019		2018		
	1,440,375,320.79	100%	685,964,228.70	100%	109.98%
	1,439,089,915.47	99.91%	682,950,203.40	99.56%	110.72%
	1,285,405.32	0.09%	3,014,025.30	0.44%	-57.35%
	213,297,591.40	14.81%	255,568,055.10	37.26%	-16.54%



---

--	--	--	--	--	--

EPC



4

2017 4 1			70MW	EPC
26,842.87	2019 12 31	26,842.87		
2018 5 9		ABC		
23,997.95	2019 12 31	3,558.38		
2018 12 28			49MW	EPC
4,704		32,296.72		2019 12 31
35,198.46				
2019 9 20	HDFC SINPOWER LIMITED		50MWac	EPC
6374.38	6708.94	2019 12 31		25,328.35
2019 11 19			1× 30MW	EPC
24,006.8	2019 12 31	0		

5

		2019	2018	
--	--	------	------	--



---

6





	0.00%
--	-------

5

1		345,358,489.11	23.98%
2	HDFC SINPOWER LIMITED	253,267,104.11	17.58%
3		155,662,602.94	10.81%
4		149,594,718.45	10.39%
5		66,631,424.28	4.63%
	--	970,514,338.89	67.39%

	468,572,529.94
	41.90%
	0.00%

5

--	--



	70,838,727.40	52,346,221.89	35.33%	



5

	2019	2018	
	578,870,910.01	529,312,833.55	9.36%
	1,187,222,691.89	509,189,089.74	133.16%
	-608,351,781.88	20,123,743.81	-3,123.05%
	468,197,136.70	844,343,103.95	-44.55%
	396,507,414.71	710,130,156.82	-44.16%
	71,689,721.99	134,212,947.13	-46.59%
	566,426,784.76	145,000,000.00	290.64%
	236,797,963.91	194,869,481.76	21.52%
	329,628,820.85	-49,869,481.76	760.98%
	-205,313,262.52	104,433,121.18	-296.60%

- 1. 9.36%
  - 2. 133.16% EPC EPC
  - 3. 44.55%
  - 4. 44.16%
  - 5. 290.64% EPC
- EPC ,
- EPC EPC
- LNG 110kV 1× 30MW 220kV EPC EPC



	1,057,518.04	1.21%		
	8,001.66	0.01%		
	-40,859,325.41	-46.77%		




						2020
						4 60%
	874,392,943.38	37.06%	275,690,691.60	19.43%	17.63%	
	5,540,422.96	0.23%	6,004,645.67	0.42%	-0.19%	
	31,161,141.96	1.32%	21,386,140.47	1.51%	-0.19%	
	229,788,904.43	9.74%	228,362,775.40	16.09%	-6.35%	





--	--	--	--	--	--	--

2





---


	183,969,661.81	39,890,925.01
--	----------------	---------------

**1**



5

1





2

(  )		(1)	(2)	(3) (2)/(1)	
------------	--	-----	-----	----------------	--





---

--	--	--	--	--	--	--	--	--	--	--	--	--







	EPC
	2019 10 15 7,000 12 2019 10 17    2019 10 23    2019 11 21 1,500            1,000            4,500 2019 12 31
	2019 12 31                    7,000



		(1)	(2)	(3)=(2)/(1)	
--	--	-----	-----	-------------	--



1.

2016 11 “ ” 2016-2020  
 “ ”  
 2019 7.23  
 4.5% 2019 20.1

2019-2020 2020  
 2020 2019 4%-5% 2020 1.2  
 8700 2020 21.3  
 6% ;  
 2020 5G

2020 4 20



660

“ ”

2

“ ”

2018 9 3

2018 12 25

2020

2020

“ ”

“ ”

“ ”

500

750

500

2

“ ”

1.7

2015-2020

2020

21

101

2019

41.1

18.1%

2.9:1



2019 2 12

2019-2020

4

“ + ”  
“ - - - ”

2016 2 29

“ +”

2016-2018  
2019-2025

400 -600

100

5

4200

60

6

2011 4 22

2016 5

2017 2

[2017]19

2017 4

“ ” “ ”

2019 6  
41585.9

2018  
21.4%




2.

“ ” “ ” “ ”  
“ ” “ ”  
“ ”

7.02%	6.6%	9.5%	5.9%	2019 IMF 2035	GDP ,	7.1% 80%
-------	------	------	------	---------------------	----------	-------------

3.





**1.**

2020 1



6.

“ ”  
,

1

			712

2019 07 18

2019 7

18

2019-002




10	0
10	1
10	0
	182,104,000
	18,210,400.00
	0.00
	18,210,400.00
	268,278,641.11
	100.00%
2019	73,142,052.32



		86,083,187.97		
10%		8,608,318.80		77,474,869.17
	14,008,000.00		204,811,771.94	2019 12 31
	268,278,641.11			64,533,733.52

4

307,451,177.64

			2019
2019	12	31	182,104,000
			2019
			182,104,000





**1**








"

	2017
	10
2017	31
10	
30	-2099
	12
	31



			20	10 30	10 31	
			=		-2020	
			" "	÷	10	
				:	30	
				5		
				:		
				5		
				5		
			5			
			10			
			20%			





			20%			
			50%			
			5			
		IPO			2017 10 31 2017 10 30 -2020 10 30	
				10		



			20%			
			50%			
		IPO			2017 10 31 10 30	-2020 10 30

1

2

3







			2			
			3			
						2017
						10
				1	2017	31
					10	
			2		30	-2099
			3			12
						31
				4		





"

"

"

"

1.

2019

2019

2019 4 30

2019 9 19

2019

2019 6

2019

2019 16





	“ ”	14,300,000.00	14,300,000.00
		12,405,937.65	12,405,937.65
		284,109.35	284,109.35
		-1,609,953.00	-1,609,953.00
2	“ ”	120,000,000.00	120,000,000.00
	“ ”	120,000,000.00	120,000,000.00
3	“ ” “ ”	210,000.00	210,000.00
		210,000.00	210,000.00
4		107,786.81	107,786.81
		107,786.81	107,786.81
5	“ ”	40,859,325.41	29,754,026.91

2019 6

2019 16

		329,091,525.27		329,091,525.27
		210,000.00		210,000.00
		390,892,460.73		390,892,460.73
		7,192,211.39		7,192,211.39
		120,623,336.12		120,000,000.00
				623,336.12



		14,300,000.00			12,405,937.65
	( )				
		105,107,786.81			105,107,786.81
		151,395,283.57			151,395,283.57
		180,271,013.24			180,271,013.24
		21,124,513.90			21,124,513.90

		294,019,013.44			294,019,013.44

210,000.00





			%
	2019/2/22	5,044,000.00	51.00
	2019/7/26	14,080,000.00	100.00
	2019/9/30		



2015  
10 31

2017 10 31 2020 12 31

2017

( )			( )	( )	( )		





3

4

5

1

1

2

3

10%

10%

2



1

[Redacted]				
[Redacted]	[Redacted]	[Redacted]	[Redacted]	[Redacted]



			2019 01 10	49.05		6		
			2019 01 10	14.41		6		
			2019 01 25	16.87		6		
			2019 01 25	4.87		6		



			2019 05 07	2.37		6		
			2019 05 07	6.55		6		
			2019 05 14	15.85		6		
			2019 05 14	82.6				





---

2019 10 18 21 6



			2019	07	04	35		6		
			2019	07	04	35		6		
			2019	07	04	60.55		6		
			2019	07	09	1.4		6		
			2019	07	09	23.78		6		
			2019	07	09	25.06		6		
			2019	07	24	0.74		6		
			2019	07	24	3.13		6		
			2019	07	25	6.62				







			2019 11 06	12.09		6		
			2019 11 06	650				



---

2019 11 21 32.5 6







			8,000		20190403	20190703			3.50%	69.8	69.81	69.81		
			4,000		20190530	20190701			3.10%	10.87	10.87	10.87		
			11,000		20190708	20190808			3.10%	28.96	28.96	28.96		



			2,000		20190820	2019090920			3.10%	5.27	5.27	5.27			
			5,000		20190820	2019091120			3.45%	43.48	43.48	43.48			



			46,0	--	--																
			00																		



OWE R LIMI TED	50M Wac EPC												
												31	
												25,32 8.35	20 19-06 5
												2019 12 31	
			18 12 28	0	0				32,29 6.72			2019 01 02	
												35,19 8.46	20 19-00 1
			18 05 09	0	0				23,99 7.95			2018 05 10	
													20 18-03 0
			2017 04	0									





ISO45001:2018



2

1



2019 6 18		( )	
	EPC		GA
		2019-038	
2019 7 31			
	EPC		
		2019-045	
2019 8 2			
66			AAA
			AAA
	2019-046		
2019 8 30		\$	



2019

---

5%			2019-034	2019 5 21
				4.9999%
	5%			2019-036
			2019 5 15	2019 11 14
6,224,180		3.8433%		2019 11 14
5%			2019-083	





	140,080,000	182,104,000	140,080,000
0.5221 /	0.5221 /	7.0578 /	182,104,000
0.4016 /	0.4016 /		



3

1

	13,062		14,845		0		9		0
5%			10						
		29.98%	54,594,735	12,598,785	54,594,735				

24.4364 €





		1,130,300		1,130,300
		780,031		780,031
		745,000		745,000
10	10 10			
	5		1,130,300	
			780,031	
			745,000	

10

10

10

10

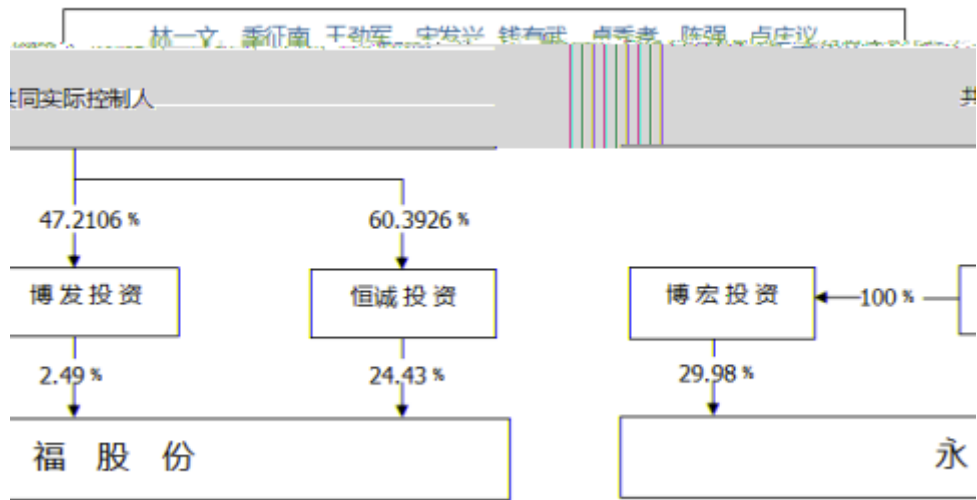
2

	/			
--	---	--	--	--



				)

3

4            10%

5









					2015	2021					
				41	07	10	0	0	0	0	0
					22	28					
					2018	2021					
				41	10	10					
					29	28					



2008 7 2012 12 2012 12 2015 4  
 2015 4 2015 7 2015 7

2. 1964 4 1985  
 7 2005 3 2004 12 2008 5  
 2008 5 2015 4 2015 4 2015 7  
 2015 7

3. 1969 11 1991 8  
 2008 6 2008 6 2015 7  
 2015 7 2018 1 10 2018 1 10 ,

4. 1971 10  
 1994 7 2007 4 2007 4 2015 7  
 2015 7

5. 1973 3  
 1993 7 2014 12  
 2015 1 2015 7  
 2015 7 2018 1 10 2018 1 10

6. 1979 11  
 1999 1 2003 4 2003 4 2013 4  
 2013 4 2015 4  
 2015 4 2015 7 2015 12  
 2015 12 2016 10  
 2016 10 2018 1 2018 1 2018 10  
 2018 10

7. 1954 7 1985  
 1 1994 7 1994 8 2019 8 2015 7

8. 1956 8  
 1974 9 1979 8 1979 9 1983 6 1983 7 1986  
 9 1986 10 1993 3 1993 4 2017 3  
 2017 4 2018 10 2018 11  
 2015 7

9. 1968 11  
 2010 2013 2018 10

2



---

1. ,1968 2  
2008 12 ,

1988 10



---

2013 7 2016 3 2016 4 2016 10  
2016 11  
9. 1966 11  
1989 8 1992 4 1992 4 2006 12  
2006 12 2012 10 2012 10  
2013 2 2015 7 2015 7  
10. 1975 2  
1996 6 2005 9 2005 9 2006 12  
2006 12 2020 4 7 2013  
2 2015 7 2015 7 2020 4 7

--	--	--	--	--	--



			2015 03 23	2021 03 23	
			2015 04 28	2021 03 23	
			2015 03 23	2021 03 23	
			2018 07 04	2021 07 04	
			2013 10 11	2021 03 23	
			2013 12 21	2021 03 23	
			2018 03 23	2021 03 23	
			2018 03 23	2021 03 23	
			2013 10 11	2021 03 23	
			2012 12 21	2021 03 23	
			2018 03 23		



			22	10	
			2013 12 27	2019 05 05	



			2017 01 01	2019 03 28	
			2017 08 31	2020 08 31	
			2015 04 09	2021 05 28	
			2014 08 11	2020 08 11	
			2016 11 08	2022 11 08	







	28
	91
	99
	30
	963
	110
	618
	235
	963

2

“ ”

3

/

“ ”

EPC

38

/ /

“ ” “ ”

”

348

4

2019



	0
	19,599,362.00





1

■ ■





2

1

	8	8					4
	8	7		1			4
	8	7		1			4

2

3



6

3

2018

2019

2018

1

2019

1

2

	2020 04 28
	<a href="http://www.cninfo.com.cn">http://www.cninfo.com.cn</a>





	<p>1%</p> <p>1% 3</p> <p>&lt;</p> <p>5%</p> <p>5% &lt;</p> <p>10%</p> <p>10%</p>	
		0
		0
		0
		0





	2020 04 27



---

3

4

5



1.

2.

3.

4.

5.

6.

•



1

2019 12 31



		14,300,000.00
	31,161,141.96	21,386,140.47
	8,823,192.01	
	5,540,422.96	6,004,645.67
	229,788,904.43	228,362,775.40
	1,317,262.27	617,047.66
	26,487,317.33	15,117,488.98
	14,494,097.02	
	376,648.84	
	13,119,325.73	6,135,280.09
	190,828.18	
	331,299,140.73	291,923,378.27
	2,359,506,051.20	1,420,600,618.35
	468,406,620.74	105,000,000.00
	539,098,444.71	151,395,283.57
	248,880,820.56	180,271,013.24
	38,635,377.72	9,021,554.14



	14,907,771.13	8,635,145.37
	13,556,441.01	14,397,277.32



	464,898,843.17	506,922,843.17
	-405,286.79	
	34,603,781.17	25,995,462.37
	307,451,177.64	256,925,444.12



	5,849,879.46	120,058,487.80
	1,552,728,887.98	1,084,637,334.23
		14,300,000.00
	111,056,821.96	64,106,140.47
	8,823,192.01	
	5,540,422.96	6,004,645.67
	226,327,728.48	227,616,733.49
	1,317,262.27	617,047.66



	35,446,458.95	8,741,484.76
	8,785,339.02	
	5,740,264.68	
	144,815,565.89	




	34,603,781.17	25,995,462.37
	268,278,641.11	204,811,771.94
	949,479,978.66	877,810,077.48
	1,933,185,862.80	1,416,971,920.69

### 3

	2019	2018
	1,440,375,320.79	685,964,228.70
	1,440,375,320.79	685,964,228.70




" "		
" "		
" "	8,001.66	



1.



	1,204,666.21	
4.		
5.		





	13,245,317.62	10,863,691.42
" "	86,083,187.97	69,693,905.54
" "	86,083,187.97	69,693,905.54
" "		
	1,204,666.21	
	1,204,666.21	
1.		




5

	2019	2018



	153,934,190.46	121,393,169.83



566,426,784.76

145,000,000.00



	460,000,000.00	835,000,000.00
	2,779,571.91	9,240,155.95
	254,700.00	102,948.00
	463,034,271.91	844,343,103.95
	17,929,375.60	27,492,393.82
	387,986,880.00	682,600,000.00
	12,350,000.00	
	418,266,255.60	710,092,393.82
	44,768,016.31	134,250,710.13
	497,746,433.78	115,000,000.00
	497,746,433.78	115,000,000.00
	176,490,221.19	174,410,000.00
	25,403,081.19	19,397,815.12
	201,893,302.38	193,807,815.12
	295,853,131.40	-78,807,815.12
	1,915,554.10	-17,791.24
	-205,442,209.95	84,566,817.18
	257,550,336.81	172,983,519.63

2019



52,108,126.86

257,550,336.81



							6.21				52.3 2		18.5 3	02	65.5 5
														9,07	9,07
														9,34	9,34
														3.85	3.85
1														9,07	9,07
														9,34	9,34
														3.85	3.85
2															
3															
4															



2																			
3																			
4																			
5																			







	2019									



										0		
1									8,608, 318.80	-8,60 8,31 8.80		
2										-14,0 08,0 00.0 0		-14,008, 000.00
3												
	42,02 4,000 .00				-42,02 4,000. 00							
1	42,02 4,000 .00				-42,02 4,000. 00							
2												







1994 3 1

02495

2016 12 31

10,506

91350000611005994M 2017 10 19

[2017]1780

A 3,502



1



6

1

2



3

4

7

8

9

1

2

“ ”

10

1

2019 1 1





2019 1 1



5

6  
2019 1 1

12

30

1		
2		
1		12
2		
3		





--	--

	(%)	(%)
1 1	5.00	5.00
1 2	10.00	10.00
2 3	30.00	30.00
3 4	50.00	50.00
4 5	80.00	80.00
5	100.00	100.00

11

12

13

14

15

1

2

3

4



16

17

18

19

20

21

22

1

1

1



3

"



2

---

--	--	--



	50	
	5	
	5	
	20	
	10	



33

34

1

2

3

4

35

36

37

38

39

1.

1



2

A

B

C

D

2.

1

2

40

1



2

1

3



42

1

2

43

44

1

		" "
		" " " " "
		" 210,000.00
		" "
		390,892,460.73 "
		" " " "
		" " "
1	"	151,395,283.57 " "
"	" " " "	180,271,013.24
"	" " " "	" "
"	" " " "	" " " "
		" 210,000.00
		" "
		339,974,693.47 "
		" " " "
		" " "
		166,949,872.09 " "
		235,450,756.45
2	"	14,300,000.00
"	"	12,405,937.65
"	"	284,109.35
2	"	-1,609,953.00
"	"	



	"		210,000.00
2			107,786.81 107,786.81
2	" "		40,859,325.41 29,754,026.91

2019 6                      2019 16

		329,091,525.27	329,091,525.27



		210,000.00			210,000.00
--	--	------------	--	--	------------

339,974464 /P <



		120,000,000.00	120,000,000.00
	210,000.00		-210,000.00
	390,892,460.73	390,892,460.73	
		210,000.00	210,000.00
	4,977,014.97	4,977,014.97	
	7,192,211.39	7,192,211.39	
	275,690,691.60	275,690,691.60	



	617,047.66	617,047.66	
	15,117,488.98	15,117,488.98	
	6,135,280.09	6,419,389.44	284,109.35
	291,923,378.27	290,313,425.27	-1,609,953.00
	1,420,600,618.35	1,418,990,665.35	-1,609,953.00







6		928,313,796.66	-1,609,953.00
5		1,418,990,665.35	-1,609,953.00

Eln@iNICH@ N&SAbÖ

	2019	01 01	
4		294,019,013.44	
		120,000,000.00	120,000,000.00
0			-210,000.00
7		339,974,693.47	
		210,000.00	210,000.00
5		4,629,214.85	
2		62,597,334.62	

5





		12,405,937.65	12,405,937.65
	6,004,645.67	6,004,645.67	
	227,616,733.49	227,616,733.49	
	617,047.66	617,047.66	



	538,437,548.87	538,437,548.87	





	15%
	25%

2

1.

2017-10-23

GR201735000170

3



	183,969,661.81	39,890,925.01
--	----------------	---------------

2019 12 31

166,982,924.95

16,986,736.86

**2**

	1,810,392.70	120,000,000.00
	1,810,392.70	120,000,000.00
	1,810,392.70	120,000,000.00

**3**

--	--	--

**4**

**1**

--	--	--






2


3

--	--

4





--	--	--	--	--	--

5

1





9.932MW	EPC	0.99
---------	-----	------

2019



	863,424.00	210,000.00
--	------------	------------

--	--	--	--	--	--	--



8

	26,803,377.16	7,192,211.39
	26,803,377.16	7,192,211.39

1

1



**3****3****1**

	15,338,524.13	266,714.91
	8,194,653.90	7,031,521.30
	3,614,220.77	400,663.78
	356,398.88	79,298.00
	358,661.71	
	54,228.37	63,642.08
	1,000.00	



	7,841,840.07			7,841,840.07
--				
--				

--



4

--	--

--	--	--	--	--	--

5

		15,338,524.13	1	54.94%	
		800,000.00	1	2.87%	40,000.00
		800,000.00	1	2.87%	40,000.00
		800,000.00	1	2.87%	40,000.00
		753,767.68	1	2.70%	37,688.38
	--	18,492,291.81	--	66.25%	157,688.38





--	--	--

			/
--	--	--	---

11

--	--	--	--	--	--	--

12

--	--	--

/


13

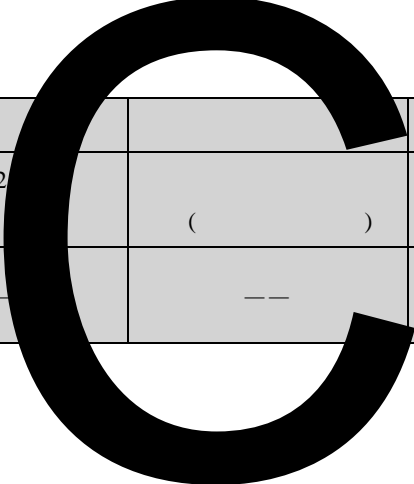
	147,236.14	394,685.83
	5,504,152.72	228,650.29
	499,329.59	
	6,150,718.45	623,336.12



14



	12	( )	( )		
2019 1 1	-	---	---	---	



15

--	--	--	--	--	--	--	--



--	--	--	--

16

1


	12	( )	( )
2019 1 1	---	---	---

2

3

17

	( )		( )	



	21,386, 140.47	11,520, 000.00		-1,744, 998.51						31,161, 141.96	



--	--	--


20

1

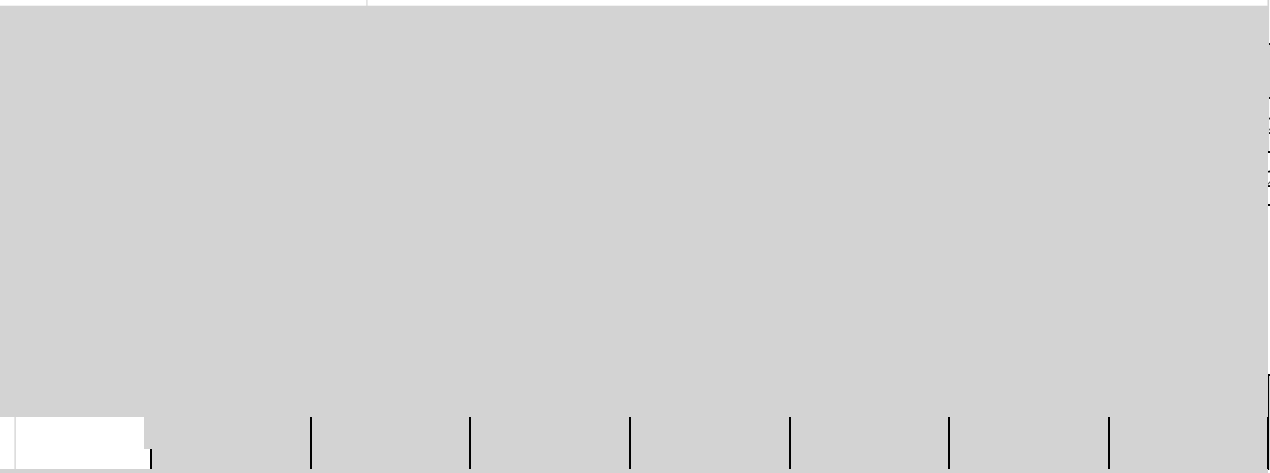
1.	6,954,348.95			6,954,348.95
2.	2,361,854.36			



4.	1,057,773.35			1,057,773.35
1.				
2.				
1				
3				
1				
2				



22.96  
45.67



228,362,775.40  
228,362,775.40





4.	38,998,428.8 6	4,567,373.88	7,332,984.74	17,846,363.3 2	11,347,613.7 4	3,035,734.44	83,128,498.9 8
1.							
2.							
1							
3.							
1							
4.							
1.	193,001,574. 02	6,070,166.96	3,545,097.51	6,390,933.51	3,605,112.89	17,176,019.5 4	229,788,904. 43
2.	198,461,690. 87	4,312,807.19	2,146,515.60	4,299,689.26	4,090,031.59	15,052,040.8 9	228,362,775. 40



--	--

5

--	--	--

6

--	--	--

22

	1,317,262.27	617,047.66
	1,317,262.27	617,047.66

1

				617,047.66		617,047.66
	1,317,262.27		1,317,262.27			
	1,317,262.27		1,317,262.27	617,047.66		617,047.66

2




3

--	--	--

4




1.	9,962,188 .45						23,411,30 3.26	4,475,310 .45	37,848,80 2.16
2.		1,555,300 .00		16,100.00	5,423,400 .00	2,354,839 .51	1,735,388 .11	3,524,126 .16	14,609,15 3.78
1						2,354,839 .51	1,443,133 .08	3,514,716 .13	7,312,688 .72
2									
3		1,555,300 .00		16,100.00	5,423,400 .00		292,255.0 3	9,410.03	7,296,465 .06
3.									
1									



1.									
2.									
1									
3.									
1									
4.									
1.	8,119,183 .43	1,536,329 .14		15,439.66	5,294,357 .92	2,325,404 .03	4,826,010 .24	4,370,592 .91	26,487,31 7.33
2.	8,318,427 .23						4,897,361 .27	1,901,700 .48	15,117,48 8.98

2






28

1

		405,039.01				405,039.01
		1,851,364.37				1,851,364.37



---

14,494,097.02

“ 1

”



	78,708,742.91	13,119,325.73	39,143,301.34	6,419,389.44
--	---------------	---------------	---------------	--------------

2

	6,846,126.72	1,074,599.28		



	190,828.18	
	190,828.18	

32

1

	280,893,688.18	70,000,000.00
	186,938,412.99	35,000,000.00
	574,519.57	107,786.81



	539,098,444.71	151,395,283.57
	539,098,444.71	151,395,283.57

36

1

1	194,776,648.72	146,811,856.79
1	54,104,171.84	33,459,156.45
	248,880,820.56	180,271,013.24

2

1

	4,969,824.05	
	4,115,461.00	
	3,947,000.00	



	38,635,377.72	9,021,554.14
--	---------------	--------------

**2**            **1**

	708,679.25	
	708,679.25	--

**3**

	12,084,642.53
	1,061,578.85
	37,970,996.08
	-24,824,774.70

**38**

--	--	--

--	--	--

**39**

**1**

	8,635,145.37	153,434,401.87	147,270,684.95	14,798,862.29



2





	1,059,922.65	413,861.27
	1,047,246.97	406,421.94
	104,185.93	110,577.67
	280,306.89	112,684.80
	466,960.46	56,611.90
	6,706.87	7,456.87
	1,020.00	
	13,556,441.01	14,397,277.32

2019



10,661,724.38

11,439,034.06

2,574,413.86



--	--	--

--	--	--	--	--	--	--	--	--	--	--	--

45

1

--	--	--

46

1

--	--	--

2

--	--	--	--	--	--	--	--





--	--	--

--	--	--

50

--	--	--	--

51

--	--	--	--	--	--

									/
--	--	--	--	--	--	--	--	--	---

52

--	--	--

53

			+ -	
--	--	--	-----	--



	140,080,000.						
	00						



	-1,609,95 3.00	1,417,25 4.36			212,588. 15	1,204,66 6.21		-405,2 86.79
	-1,609,95 3.00	1,417,25 4.36			212,588. 15	1,204,66 6.21		-405,2 86.79
	-1,609,95 3.00	1,417,25 4.36			212,588. 15	1,204,66 6.21		-405,2 86.79

**58**

--	--	--	--	--

**59**

	25,995,462.37	8,608,318.80		34,603,781.17



- 3)  
4)  
5)

## 61

	1,439,089,915.47	1,167,983,481.76	682,950,203.40	488,323,059.91
	1,285,405.32	449,966.70	3,014,025.30	2,062,613.74
	1,440,375,320.79	1,168,433,448.46	685,964,228.70	490,385,673.65

	1,439,089,915.47	682,950,203.40
	213,297,591.40	255,568,055.10
	1,191,543,755.17	427,382,148.30
	31,817,225.43	
	2,431,343.47	
	1,285,405.32	3,014,025.30
	1,440,375,320.79	685,964,228.70

## 62

	2,487,575.39	1,210,634.41
	2,438,477.35	1,180,563.88
	1,254,002.19	1,326,996.00
	36,000.00	48,750.00
	36,074.80	34,382.01



	7,602,533.98	4,268,249.02
--	--------------	--------------

## 63

	13,401,627.68	8,768,356.72
	5,208,087.66	3,128,349.35
	4,910,043.37	3,184,759.17
	3,057,455.61	3,056,309.14
	2,094,168.59	1,123,308.73
	866,024.84	411,775.27
	778,500.03	722,388.76
	124,971.64	908,760.67
	1,330,834.65	1,493,371.48
	31,771,714.07	22,797,379.29

## 64

	42,057,898.25	28,953,759.25
	7,196,154.67	6,197,408.17
	3,726,957.43	3,416,704.86
	3,460,805.33	2,605,120.73
	3,348,432.77	2,687,881.11
	2,588,206.22	2,167,129.47
	2,242,389.09	1,945,667.84
	1,432,475.09	1,243,083.15
	1,249,054.39	371,548.01
	940,810.90	494,878.14
	2,595,543.26	2,263,041.16
	70,838,727.40	52,346,221.89



65

	21,508,561.74	17,291,231.48
	3,255,172.17	1,948,132.48
	5,463,125.11	
	30,226,859.02	19,239,363.96

66

	13,295,999.21	6,377,957.41
	1,673,517.32	1,232,390.29
	-5,472,501.62	34,088.00
	3,634,134.18	1,886,907.19
	9,784,114.45	7,066,562.31

67

	1,345,264.55	1,303,501.75
	2,973,835.70	
	4,173.33	

68

	-1,744,998.51	-2,613,859.53
	2,802,516.55	
		9,240,155.95
	1,057,518.04	6,626,296.42



69

--	--	--

70



72



74

	1,001,100.00	10,000.00	1,001,100.00
	115,972.00	10,363.68	115,972.00
	39,061.96		39,061.96
	1,156,133.96	20,363.68	1,156,133.96

									/

500,000.00

2019



	19,360,349.78	13,103,187.45



2

	15,480,187.00	10,628,320.72
	21,605,730.61	
	5,510,249.00	



79

1

1	--	--
	74,073,299.34	73,533,333.39
	40,859,325.41	11,394,127.88
		10,624,007.81
	11,931,752.77	
	3,239,325.43	2,580,648.84
	40,601.24	110,330.42
" "	-33,119.48	-24,922.89
" "	23,663.78	6,702.75
" "	-8,001.66	





4

	83,887,337.74	289,200,600.26
	25,370.75	
	83,861,966.99	289,200,600.26
	83,887,337.74	289,200,600.26

80

" "

81

	183,969,661.81	
	183,969,661.81	--

82

1

	--	--	2,749,044.82
	147,190.94	6.9762	1,026,833.43
	4,961,725,204.00	0.0003	1,488,517.57
	545,520.55	0.1377	75,118.18
	30,649.15	5.1739	158,575.64
	--	--	388,577,878.01
	55,700,507.15	6.9762	388,577,878.01






	1,001,100.00		1,001,100.00
--	--------------	--	--------------

2

85

1

1

--	--	--	--	--	--	--	--	--

2019 02 5,044,000.  
22 00 51.00%



2

--	5,044,000.00	14,080,000.00	9,078,000.00	300,000.00	2,631,600.00



856.99 856.99



2

--	--

3


3

4

5

2019 1 16		1000	1000
100%	2019 12 31		
2019 2 19	YONGFU SINGAPORE NEW ENERGY DEVELOPMENT COMPANY PTE.LTD.		
30	30	100%	
2019 5 21	YONGFU SINGAPORE NEW ENERGY DEVELOPMENT COMPANY PTE.LTD.		
YONGFU ONE SINGAPORE NEW ENERGY DEVELOPMENT COMPANY PTE.LTD.		1000	
1000	100%	2019 12 31	
2019 6 3	YONGFU PHILIPPINE NEW ENERGY MANAGEMENT LTD.INC.		5200
	5199.48	99.99%	2019 12 31
2019 6 17	YONGFU SINGAPORE NEW ENERGY DEVELOPMENT COMPANY PTE.LTD.		
YONGFU THREE SINGAPORE NEW ENERGY DEVELOPMENT COMPANY PTE.LTD.		1000	




---

1000	100%	2019 12 31		
2019 8 15			YONGFU SINGAPORE NEW ENERGY DEVELOPMENT COMPANY PTE.LTD.	
YONGFU TWO VITNAM NEW ENERGY DEVELOPMENT COMPANY LIMITED			6.9	6.9
	100%			
2019 9				



DEVELOPME NT						
-----------------	--	--	--	--	--	--





NT LTD.INC.						
				100.00%		
				51.00%		
				51.00%		
					51.00%	
				51.00%		

--	--	--	--	--



--	--	--	--	--	--	--	--	--	--




				71				
		-587,374.4 4	-587,374.4 4	1,987,384. 14				



3

	/	/





	1,026,833.43	1,722,211.39	2,749,044.82	6,863,371.17		6,863,371.17
	388,577,878.01		388,577,878.01			
	27,765.28		27,765.28			





--	--	--	--	--	--

2

3

--	--

4

	15%
	30%

25%







	350,000.00	2019 10 18	2020 04 18	
	350,000.00	2019 10 18	2020 04 18	
	350,000.00	2019 10 18	2020 04 18	
	350,000.00	2019 10 18	2020 04 18	
	210,000.00	2019 10 18	2020 04 18	
	214,751.60	2019 10 18	2020 04 18	
	758,566.20	2019 10 18	2020 04 18	
	244,156.71	2019 10 21	2020 04 18	
	43,641.23	2019 07 04	2020 01 04	
	350,000.00	2019 07 04	2020 01 04	
	350,000.00	2019 07 04	2020 01 04	
	350,000.00	2019 07 04	2020 01 04	
	350,000.00	2019 07 04	2020 01 04	



	605,500.28	2019 07 04	2020 01 04	
	14,000.00	2019 07 09	2020 01 09	
	237,801.62	2019 07 09	2020 01 09	
	250,600.00	2019 07 09	2020 01 09	
	7,350.00	2019 07 24	2020 01 24	
	31,315.20	2019 07 24	2020 01 24	
	66,150.00	2019 07 25	2020 01 25	
	132,313.80	2019 07 30	2020 01 30	
	20,742.40	2019 07 30	2020 01 30	
	30,450.00	2019 07 30	2020 01 30	
	890,848.00	2019 08 02	2020 02 02	
	378,000.00	2019 08 02	2020 02 02	
	231,981.12	2019 08 02	2020 02 02	
	557,200.00	2019 08 02	2020 02 02	
	37,231.55	2019 08 02	2020 02 02	
	308,732.19	2019 08 07	2020 02 07	

147,000.00



---

10,150.00 2019 08 14 2020 02 14



---

3,848,190.92 2019 11 25



400,000.00	2019 09 29	2020 03 29	
520,163.40	2019 09 29	2020 03 29	
520,163.40	2019 09 29	2020 03 29	
1,552,000.00	2019 09 30	2020 09 30	
1,698,459.84	2019 09 30	2020 09 30	
150,350.10	2019 10 12	2020 10 12	
17,582,519.12	2019 10 12	60,000,000.00 re f*	FMC 466244CCID 9.4>> FMC q 43



	218,489.70	2019 10 23	2020 10 23	
	210,252.90	2019 10 23	2020 10 23	
	221,000.00	2019 10 25	2020 04 25	
	120,276.00	2019 10 25	2020 04 25	
	3,490,301.36	2019 10 25	2020 04 25	

2019



	27,846.00	2019 11 04	2020 11 04	
	1,694,412.20	2019		

2019



	154,144.25	2019 11 21	2020 05 21	
	325,000.00	2019 11 21	2020 05 21	
	325,000.00	2019 11 21	2020 05 21	
	153,024.95	2019 11 21	2020 05 21	
	125,198.13	2019 11 21	2020 05 21	

650,000.00 2019 11 21



2020 11 18	
2020 11 22	
2020 05 27	
2020 05 27	
2020 11 27	
2020 12 12	
2020 06 27	
2020 06 27	

2019



	396,150.00	2019 11 19	2020 05 19	
	396,150.00	2019 11 19	2020 05 19	



	2,300,956.96	2019 11 20	2020 08 20	
	3,394,971.44	2019 11 20	2020 08 20	
	3,710,000.00	2019 11 20	2020 08 20	
	640,000.00	2018 04 09	2021 04 09	
	710,400.00	2018 05 17	2021 05 16	
	1,060,800.00	2019 11 14	2020 06 30	
	320,000.00	2017 11 21	2020 12 31	
	10,000,000.00	2019 03 08	2020 03 08	

2019



	27,600,000.00	2019 08 23	2020 08 22	
	22,400,000.00	2019 11 22	2020 11 21	
	4,000,000.00	2019 11 29	2020 02 27	

19,900,000.00






2

3

4

5

1

2

1

2019 12 31		84,097,035.45	2,731,200.00
“	3	”	

2019 12 31		17,960,000.00
------------	--	---------------

2

3

1

	2019 12 7 Coto1,2,3		







2019 12 31						15,265,000.00
	34.3175%		8.3826%			
2,665,000.00	2,050,000	2019 6 10		10	3	
2,050,000.00	2 000 00	2018 12 24	2020 12 23			12,600,000.00
	2019 7 10	2021 7 9				
2020 1						5,200,000.00
	9.52%	2.86%				2020
1 21	2022 1 20					
2020 4						16,000,000.00



--	--	--	--	--


1	



---

--	--



1

1



2



3

2

1



2

1







1	1	306,086,597.72
1	2	405,938.34
2	3	566,051.51
3		385,681.00
3	4	181,375.00
4	5	21,358.00
5		182,948.00
		307,444,268.57

**3**



---

--	--	--	--	--	--



	6,060,000.00					6,060,000.00	
	30,580,000.00					30,580,000.00	
		350,000.00				350,000.00	
		5,044,000.00				5,044,000.00	












2019